




Unit 1 My classroom

Part A Let's talk



I. Listen and match. (听录音, 找出下面三幅画的主人并连线。)


1.



2.



3.



II. Listen and choose. (听录音, 选出你所听到的句子。)

- () 1. A. What's in the classroom? B. Where is the classroom?
 () 2. A. What is it? B. Where is it?
 () 3. A. It's near the window. B. It's near the picture.



III. Read and finish the dialogue. (读一读, 选择合适的句子补全对话, 将序号写在横线上。)

(Miss Green is a new teacher.)

Miss White: Hey, Mr Jones. We have a new friend today. This is Miss Green.

Mr Jones: 1. _____

Miss Green: Nice to meet you, too.

Miss White: You have a new desk.

Miss Green: 2. _____ Where is it?

Mr Jones: Look! 3. _____

Miss Green: Thank you.

Mr Jones: 4. _____

- A. Really?
 B. Nice to meet you, Miss Green.
 C. It's near the window.
 D. You're welcome.



Part A Let's learn




I. Listen and number. (听录音, 给下列图片排序。)



()



()



()



()



()



II. Listen and choose. (听录音, 选择正确的单词补全句子, 将序号填在括号内。)

A. door B. picture C. window D. blackboard E. light

() 1. Open the _____.

() 2. Close the _____.

() 3. Turn on the _____.

() 4. Clean the _____.

() 5. Put up the _____.



III. Read and finish the dialogue. (读一读, 结合课本图片, 选词填空, 将序号填在横线上。)

A. picture B. blackboard C. lights D. desks E. one

Zoom: Hey, Zip. They have a new classroom.

What's in the classroom?

Zip: Let's go and see!

Zoom: Look! One 1. _____, 2. _____ TV, many 3. _____ and chairs.

Zip: I see three 4. _____.

Zoom: Zip, I see a 5. _____. It's near the door.





Part A Let's spell

I. Read and judge. (下面每组单词中元音字母 **a** 的发音相同吗? 相同的写 “s”, 不同的写 “D”。)

- () 1. A. cake B. make
 () 2. A. face B. fat
 () 3. A. and B. hand
 () 4. A. name B. map

II. Read and group. (读一读, 根据字母 **a** 的发音将单词归类, 一组四个。)

dad cake make hat name ant cap face

Group 1 (a): _____

Group 2 (a-e): _____

III. Read, circle and write. (读一读, 圈一圈, 写一写。)

My name is Jake.

I like my name.

And I can make a cake.

Hello, Jake. Hello, Jake.

My name is Dave.

And I like to eat a cake.



1. 读上面的童谣, 圈出含有 **a-e** 发音的单词, 并将其写在四线三格内。

2. 你还可以写出更多含有 **a-e** 发音的单词吗? 试一试吧。



Part B Let's talk



I. Listen and fill in the blanks. (听录音, 选词填空, 将序号填在括号内。)

A. help B. clean C. Let's D. classroom E. me

- () 1. Let's clean the _____.
- () 2. Let _____ clean the windows.
- () 3. Let's _____ the door.
- () 4. Let me _____ you.
- () 5. _____ clean the teacher's desk.



II. Listen and choose. (听录音, 选择合适的答语。)

- () 1. A. It's near the door. B. Many desks and chairs.
- () 2. A. She is near the window. B. It is near the window.
- () 3. A. OK! B. Thank you.
- () 4. A. Let's go. B. Thank you.



III. Read and finish the dialogue. (读一读, 选择合适的句子补全对话, 将序号填在横线上。)

A: We have a new classroom!

B: 1. _____ Let's go and see.

C: Wow! 2. _____

A: Yes! 3. _____

B & C: OK!

A: 4. _____

B: Let me clean the windows.

C: 5. _____

B: Thank you.


- A. Let me help you.
- B. Really?
- C. It's so big!
- D. Let me clean the floor.
- E. Let's clean the classroom.



Part B Let's learn



I. Listen and number. (听录音, 给图片排序。)



()

()

()

()

()



II. Listen and choose. (听录音, 选出你所听到的单词或词组。)

- () 1. A. fan B. floor C. door
- () 2. A. my desk B. teacher C. teacher's desk
- () 3. A. picture B. blackboard C. computer
- () 4. A. wall B. window C. white
- () 5. A. light B. white C. desk



III. Read and finish the dialogue. (读对话, 结合课本图片, 选词填空, 将序号填在横线上。)

A. orange B. blue C. classroom D. wall E. computer

Zip: Look! This is the new 1. _____.

Zoom: Wow! It's beautiful and clean.

Zip: Yes! The door is 2. _____.

The 3. _____ is blue.

Zoom: And the fan is 4. _____, too.

Look! Zip! A 5. _____! It's near
the blackboard. I like it!




Part B Read and write

I. Read and choose. (读一读, 给图片选择对应的句子。)

There is a bee in the classroom. Where is it?

- A. It's on the fan. B. It's on the wall.
C. It's on the light D. It's on the blackboard.



()



()



()



()

II. Read and write. (读一读, 根据图片内容选择正确的单词写在四线三格中。)

1. —Where is the _____?
—It's on the desk.

wall computer desk

2. The schoolbag is in the _____.

3. —Where is the picture?

—It's on the _____.



III. Read and judge. (阅读短文, 判断正误, 正确的写“T”, 错误的写“F”。)

Hi, I'm Zhang Peng. I have a new classroom. It's very big. You can see a computer, two blackboards, four fans, many desks and chairs. It's very beautiful and clean. The fan is white. The door is orange. The desks are blue. Look! My desk is near the window.

- () 1. Zhang Peng has a new classroom.
() 2. The classroom is big and beautiful.
() 3. The fan is orange.
() 4. The desks are orange.
() 5. Zhang Peng's desk is near the door.



主情景图



I . Listen and choose. (听录音, 结合图片, 将听到的内容所对应的选项填在对话框内。)

A. Excuse me.

B. Let's clean the desks and chairs.

C. Hey, Zhang Peng. We have a new classroom.

D. Let me clean the windows.

1.



2.




3.



4.



II . Look and choose. (看图, 选择正确的答案。)





() 1. Where are the boys and girls?

A. At home.

B. In the classroom.

() 2. What are they doing (他们正在做什么)?

A. Cleaning the classroom.

B. Having a party (举办派对).

() 3. Where is the schoolbag?



A. It's near the computer.

B. It's near the blackboard.



III. Look, think and choose. (看图, 想一想, 选一选。)

() 1. What are they doing?

A. Playing (玩耍).

B. Cleaning the floor.



() 2. Why (为什么) does the cat clean the fish bowl?

A. Maybe she likes the fish bowl.

B. Maybe she likes to eat the fish.



IV. Write the cleaning schedule about your group. (写写自己小组的值日表。)

| Name | Task (任务) |
|------|-----------------------|
| | Clean the blackboard. |
| | Clean the... |
| | Clean ... |
| | ... |
| | ... |



Unit 2 My schoolbag

Part A Let's talk



I . Listen and tick. (听录音, 在听到的句子前的括号中打“√”。)

- () I have a new schoolbag.
() I have a big schoolbag.
- () It's black and blue.
() It's black and white.
- () What's in your schoolbag?
() What's in your classroom?
- () I have an English book and two storybooks.
() I have a Chinese book and two storybooks.



II . Listen and number. (听录音, 给下列图片排序。)



()



()



()



()



III . Read and finish the dialogue. (读一读, 选择合适的句子补全对话, 将序号填在横线上。)

A. It's a fat panda! B. Really? C. What's in your schoolbag?

Amy: Hi, Chen Jie. I have a new schoolbag.

Chen Jie: 1. _____

Amy: Look! It's black and white.

Chen Jie: Oh. It's a panda! 2. _____

Amy: An English book, a maths book, three storybooks and...


Chen Jie: 3. _____




Part A Let's learn



I. Listen and circle. (听录音, 圈出你所听到的单词。)



II. Listen and judge. (听录音, 判断图片与录音内容是否相符, 相符的打“√”, 不相符的打“×”。)



III. Read, choose and write. (读一读, 选择合适的单词或短语补全句子。)

English book maths book storybook
schoolbag Chinese book

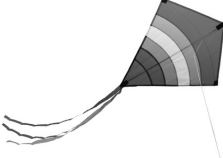



I have a blue _____ . I have an _____ ,

a _____ , a _____













and a _____ in it.

Part A Let's spell

I . Look and circle. (看一看, 根据图中事物单词的发音圈出正确的选项。)





1.  2.  3.  4. 
- i i-e i i-e i i-e i i-e

II . Read and group. (读一读, 根据元音字母的发音将单词分类, 将序号填在方框内。)

| | | | | | | | |
|---|---|--|---|--|----------------------|--|----------------------|
|  | <input type="text"/> |  | <input type="text"/> |  | <input type="text"/> |  | <input type="text"/> |
| five | | big | | face | | bag | |
|  |  |  |  | | | | |
| 1.fish | 2.make | 3.rice | 4.pig | | | | |
|  |  |  |  | | | | |
| 5.kite | 6.nine | 7.hand | 8.name | | | | |

III . Read and write. (读一读, 根据图片内容写出单词。)

1. I have a big

 
2. Let's count from 1 to
 
3. This is a bowl of
 
4. I like number
 



Part B Let's talk



I. Listen and choose. (听录音, 选择合适的答语。)

- () 1. A. It's blue and white.
B. It's a storybook.
- () 2. A. An English book, two toys and a notebook.
B. One TV, many desks and chairs.
- () 3. A. It is under the teacher's desk.
B. Let's go and see.
- () 4. A. It's black and white.
B. It's in the desk.



II. Listen and choose. (听录音, 选择正确的单词补全对话, 将序号填在横线上。)

A. toys B. lost C. in D. colour E. notebook

Zhang Peng: Excuse me. I _____ my schoolbag.
 Miss White: What _____ is it?
 Zhang Peng: It's blue and white.
 Miss White: OK. What's _____ it?
 Zhang Peng: An English book, two _____ and a _____.
 Miss White: Here it is!
 Zhang Peng: Thank you so much!



III. Read, choose and write. (读一读, 选择合适的单词或短语补全句子。)

schoolbag notebooks black and white English book computer

1. —What's in the _____? —I have an _____ and two _____.
2. —What colour is it? —It's _____.
3. —Where is the _____? —It's near the window.






Part B Let's learn



I . Listen and circle. (听录音, 圈出你所听到的物品。)



II . Listen and choose. (听录音, 在表格中相应的位置打“√”。)

| |  |  |  |  |  |
|-------|--|--|---|--|--|
| John | | | | | |
| Amy | | | | | |
| Mike | | | | | |
| Sarah | | | | | |



III . Look and write. (根据图片内容, 将单词填入四线三格中。)

What's in your schoolbag?

I have a _____ ,

two _____ ,

three _____ and _____

four _____ .



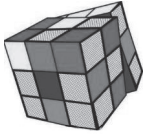


Part B Read and write



I. Read and choose. (读一读, 给图片选择对应的句子。)

- A. Where are my keys? B. I have a new schoolbag. It's a panda.
C. I have a toy in my schoolbag. D. I lost my notebook. E. I like the candy.



()



()



()



()



()



II. Read and answer. (读句子, 选择合适的答语。)

- () 1. Where is my schoolbag? A. On the chair. B. It's blue.
() 2. What's in your desk? A. Yes, it is. B. Books.
() 3. What colour is the notebook? A. It's 6 o'clock. B. It's red.
() 4. What's this? A. It's a toy. B. It's yellow.
() 5. Let's go and see. A. It's green. B. OK.



III. Look and write. (根据图片内容, 在四线三格中写出正确的单词。)



What's in your desk?

I have an _____, two _____, three _____ and a _____.

主情景图



I. Listen and circle. (听录音, 圈出恰当的图片。)



Amy: Hi, Sarah. You look sad.

Sarah: Oh. I lost my  .

Amy: What colour is it?

Sarah: It's  . I like it very much.

Amy: Is it   ?

Sarah: No, it isn't. My   homework is in it.



II. Read and finish the dialogue. (读一读, 选择合适的单词补全对话, 将序号填在横线上。)

A. OK B. schoolbag C. blue and white D. colours E. Really

Zhang Peng: Good morning, John. How are you?

John: I'm fine, thank you.

Zhang Peng: I have a new _____.



John: _____? May I see it?
 Zhang Peng: Of course. Here it is.
 John: Wow! It's _____.
 Zhang Peng: Yes. I like these _____.
 John: Oh! Time for class. Let's go!
 Zhang Peng: _____.



III. Choose and write. (选择适当的单词写在表格中。)



A donation (捐赠) for Hope Schools is going. Let's have a look.
 What can you donate?

- English book candies pencil eraser toys
 Chinese book notebook storybook

| Books | Stationery (文具) | Else (其他) |
|------------|-----------------|-----------|
| maths book | pen | clothes |
| | | |
| | | |
| | | |



Unit 3 My friends

Part A Let's talk



I. Listen and number. (听录音, 给下列句子排序。)

(Sarah and Amy are talking about a new friend.)

- () His name is Tim. Look! He is tall and thin.
- () I have a new friend.
- () What's his name?
- () Really? A Chinese friend?
- () No, he isn't.



II. Listen and choose. (听录音, 选择合适的答语。)

- | | |
|-------------------------------------|----------------------|
| () 1. A. Really? A Chinese friend? | B. Yes, it is. |
| () 2. A. Her name is Amy. | B. She is cute. |
| () 3. A. He's tall and thin. | B. His name is Mike. |
| () 4. A. Yes, he is. | B. Yes, she is. |



III. Read and finish the dialogue. (读一读, 选择合适的句子补全对话, 将序号写在横线上。)

- | | |
|------------------------------|------------------------------|
| A. Her name is Chen Jie. | B. Yes, she is. |
| C. Really? A Chinese friend? | D. Yes, she's very friendly. |

Amy: Mum. I have a new friend.

Mum: _____

Amy: _____

Mum: What's her name?

Amy: _____

Amy: Look! She's tall and thin.

Mum: _____



Part A Let's learn



I. Listen and circle. (听录音, 圈出你所听到的单词, 每句一个, 共五个。)

teacher friend boy look strong cute

thin friendly old has really



II. Listen, choose and write. (听录音, 选择合适的单词补全句子。)

short tall fat thin boy

I'm Mike. This is my brother, Tom. He is a _____ . He is _____
 _____ and _____ . This is my mother, Alice. She is _____ and _____ .



III. Read and judge. (阅读短文, 判断正误, 正确的写“T”, 错误的写“F”。)

This is my good friend. Her name is Li Meng. She is tall and thin. She is quiet. She has big eyes and long hair. She is ten years old. She likes white and blue. She likes Chinese very much. She is very friendly, too.

- () 1. Li Meng is short and thin.
- () 2. Li Meng has big eyes and short hair.
- () 3. Li Meng is 10 years old.
- () 4. She doesn't like Chinese.
- () 5. Li Meng is quiet and friendly.



Part A Let's spell



I. Read and judge. (判断元音字母o的发音是否相同, 相同的打“√”, 不同的打“×”。)

- () 1. A. not B. note
 () 2. A. hot B. hope
 () 3. A. rose B. nose
 () 4. A. box B. dog
 () 5. A. Coke B. home



II. Read and choose. (读一读, 选出每组中元音字母o发音不同于其他的一项。)

- () 1. A. hop B. note C. home D. hope
 () 2. A. box B. dog C. lost D. Jones
 () 3. A. Coke B. note C. hole D. lot
 () 4. A. not B. nose C. note D. rose
 () 5. A. hot B. dog C. rode D. hop



III. Read, circle and write. (读一读, 圈出歌谣中含有o-e发音的单词, 并写下来。)

Old Mr Jones
 put the Coke on the note.
 Old Mr Jones
 put the note on his nose.
 Old Mr Jones
 put the Coke on the note.
 Can old Mr Jones
 put his nose on his toes?





Part B Let's talk



I . Listen and tick. (听录音, 在表格中相应的位置打“√”。)

| Name | tall and thin | strong | blue glasses | big eyes | short hair |
|-----------|---------------|--------|--------------|----------|------------|
| Wu Binbin | | | | | |
| Mike | | | | | |



II . Listen and choose. (听录音, 选择合适的答语。)

- () 1. A. Her name is Chen Jie. B. His name is Zhang Peng.
- () 2. A. Yes. You are right. B. No, it isn't.
- () 3. A. Yes, he is. B. Yes, she is.
- () 4. A. She's Lucy. B. He is Mike.
- () 5. A. He's Tim. B. A girl.



III. Read and number. (读一读, 给句子排序, 组成完整的对话。)

- () A boy or girl ?
- () Who is he? Is he Zhang Peng?
- () A boy. He is tall and strong.
- (1) I have a good friend.
- () Is he Bob?
- () Yes, you're right.
- () No. He has glasses and he has short brown hair.





Part B Let's learn



I. Listen and number. (听录音, 给下列图片排序。)



Lily

()



Bob

()



John

()



Amy

()



II. Listen and choose. (听录音, 选择正确的答语。)


- () 1. A. He's Mr Jones. B. She's Miss White.
 () 2. A. Yes, he is. B. Yes, she is.
 () 3. A. Red and black. B. It's big.
 () 4. A. A boy. B. Yes, he is.
 () 5. A. He's my brother. B. His name is Tom.



III. Read, choose and draw. (阅读短文, 选出短文中出现的短语, 把序号填写在横线上, 并根据内容画出头像。)

I have a new friend. He has short brown hair. He has big blue eyes. He has a small red mouth. He has a small nose. He has green glasses.

- A. short brown hair
 B. yellow glasses
 C. big blue eyes
 D. a small red mouth
 E. a small nose
 F. long brown hair
 G. green glasses










Part B Read and write



I. Read and choose. (读一读, 给图片选择对应的句子。)

1.  ()
2.  ()
3.  ()
4.  ()
5.  ()

- A. My friend is Linda. She has long hair and big eyes. She's very friendly.
- B. My friend is Bob. He's tall and strong. He likes sports.
- C. This is my friend. He has black glasses.
- D. My teacher is Miss Li. She is thin. She has black glasses.
- E. My friend is Lucy. She has short hair and she is cute.



II. Read and write. (读一读, 将合适的单词填到四线三格中。)

Hi, I'm Lucy. I am a girl. I have a new friend. Her name is Amy. She's from America. She is quiet. She is tall. She has big eyes and long hair. She is a cute girl.

Amy is a _____ girl. She is _____ and _____.

She has _____ eyes and _____ hair.



III. Read and judge. (阅读短文, 判断正误, 正确的写“T”, 错误的写“F”。)

I'm Lu Xi. I have a good friend. Her name is Kate. She is a quiet girl. She is tall and thin. She has long brown hair. Me, too. She has a green bag. And I have a blue bag.

- () 1. Kate is a quiet girl.
- () 2. Kate is tall and thin.
- () 3. Lu Xi and Kate have short brown hair.
- () 4. Kate has a blue bag.



主情景图



I. Listen, choose and write. (听录音, 选择合适的单词补全句子。)

long big short orange

A: She's _____ and thin. She has two _____ eyes. She's cute.

B: What's her name? She's short and she has _____ hair.

She has an _____ schoolbag.

C: It's me, Sarah.



II. Listen again and choose. (再次听录音, 选择正确的答案。)

- () 1. Sarah is a girl. She has _____.
A. long hair B. short hair
- () 2. What colour is Sarah's schoolbag?
A. Brown. B. Orange.



III. Read and choose. (读图中对话, 选择正确的答案。)






- () 1. Who's strong and friendly?
A. Sarah. B. Zhang Peng. C. Wu Binbin.
- () 2. Who has two big eyes?
A. Sarah. B. Zhang Peng. C. Wu Binbin.
- () 3. He is tall and thin. He has glasses. Who is he?
A. Sarah. B. Zhang Peng. C. Wu Binbin.



IV. Read and draw. (读一读, 你能画出Mary吗?)

My friend

Hello! I have a good friend. She is a girl. Her name is Mary. She has big eyes and long hair. She has blue glasses. Her shoes are yellow. She has a yellow schoolbag.













期中检测

听力部分

I. Listen and choose. (听录音, 选出你所听到的句子。)

- () 1. A. My picture is near the window.
B. My picture is on the desk.
- () 2. A. I have a good friend. He's tall and strong.
B. I have a good friend. She's thin and short.
- () 3. A. I have three keys in my desk.
B. I have three toys in my desk.
- () 4. A. He has glasses and his shoes are blue.
B. He has blue glasses and his shoes are black.

II. Listen and tick. (听录音, 在正确的图片旁打“√”。)

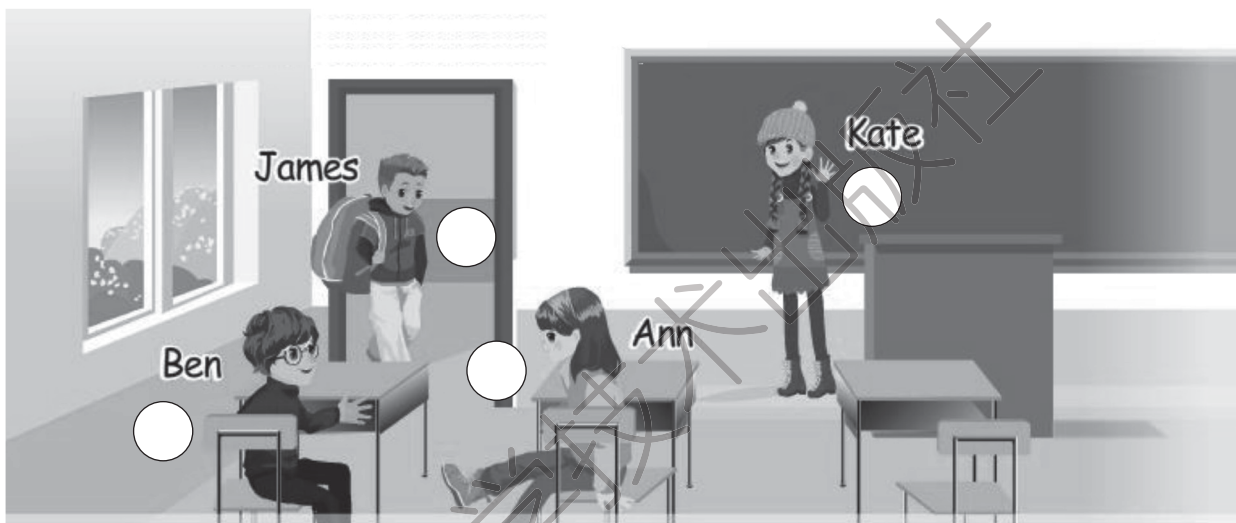
1.  
A B
2.  
A B
3.  
A B
4.  
A B



III. Listen and choose. (听录音, 选择合适的答语。)

- () 1. A. It's blue. B. It's in your schoolbag.
- () 2. A. It's new. B. Many desks and chairs.
- () 3. A. My name's Lucy. B. Her name's Amy.
- () 4. A. Mr Jones. B. My friend is Lily.
- () 5. A. It's in my bag. B. It's black.

IV. Listen and number. (听录音, 根据所听内容的先后顺序, 给图中人物排序。)



V. Listen and finish the dialogue. (听录音, 选择正确的单词或短语补全对话。)

What's black and white What English schoolbag

Amy: Hi! Chen Jie. I have a new _____.

Chen Jie: Really? _____ colour is it? May I have a look?

Amy: It is _____. Look!

Chen Jie: Wow! It is a panda! How nice!

Amy: It's a fat panda!

Chen Jie: _____ in your schoolbag?

Amy: I have an _____ book, a Chinese book and two storybooks.



笔试部分

VI. Read and write. (读一读, 选择合适的单词写在横线上, 使其画线部分发音与句中单词画线部分发音相同。)

cat cake nice box

1. Look at the dog. It's on the _____.
2. It's a _____. It's so fat.
3. I have five kites. They are _____.
4. Let's make a _____ and write her name on it.

VII. Read and choose. (读一读, 给图片选择对应的句子。)

1.



()

2.



()

3.



()

4.



()

- A. —Where's my maths book?
—It's on the chair.
- B. — Look. This is my friend. He's tall and strong.
— I know! His name is Tom.
- C. — I lost my schoolbag.
— Oh! What colour is it?
— It's green.
— Here it is!
- D. Look at the cat. It's in the box. It's so cute.

VIII. Read and write. (读下面的寻物启事, 完成失物统计表。)

John: I lost my schoolbag. It's a blue and white cat. I have a storybook and some pencils in it. Can you help me?




Chen Jie: Excuse me. I lost my panda schoolbag. It's black and white. I have a pencil box and three pens in it. Can you help me to find it?

Sarah: Can you help me? I lost my yellow dog schoolbag. I have some pens and a storybook in it.

| Name | Shape | Colour | What's in it? |
|-------|-------|-----------------|------------------------------|
| John | cat | | a storybook and some pencils |
| | | black and white | a pencil box and three pens |
| Sarah | | yellow | |

IX. Read and fill in the blanks. (根据图片的提示, 仿照例句, 选择合适的单词描述人物。)



例: Ann is my friend. She's small and friendly. She has long hair.

1. Fred is _____. He's _____. He has glasses.

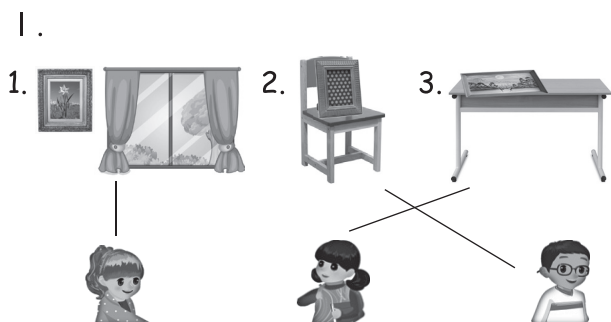
例: Kate is friendly and thin. She has brown shoes.

2. Ben _____. He _____.

参考答案

Unit 1 My classroom

Part A Let's talk



- II. 1. A 2. B 3. A
 III. 1. B 2. A 3. C 4. D

Part A Let's learn

- I. 1 3 4 2 5
 II. 1. A 2. C 3. E 4. D 5. B
 III. 1. B 2. E 3. D 4. C 5. A

Part A Let's spell

- I. 1. S 2. D 3. S 4. D
 II. Group 1: dad hat ant cap
 Group 2: cake make name face
 III. 1. name Jake make cake Dave
 2. lake game date...

Part B Let's talk

- I. 1. D 2. E 3. B 4. A 5. C
 II. 1. B 2. B 3. A 4. B
 III. 1. B 2. C 3. E 4. D 5. A

Part B Let's learn

- I. 4 2 5 3 1
 II. 1. A 2. C 3. C 4. A 5. A
 III. 1. C 2. A 3. D 4. B 5. E

Part B Read and write

- I. C B A D
 II. 1. computer 2. desk 3. wall
 III. 1. T 2. T 3. F 4. F 5. F

主情景图

- I. 1. C 2. B 3. A 4. D
 II. 1. B 2. A 3. A
 III. 略
 IV. 例:

| Name | Task (任务) |
|------|-----------------------------|
| 人名 | Clean the blackboard. |
| 人名 | Clean the floor. |
| 人名 | Clean the windows. |
| 人名 | Clean the door. |
| 人名 | Clean the desks and chairs. |

Unit 2 My schoolbag

Part A Let's talk

- I. 1. I have a new schoolbag.
 2. It's black and white.
 3. What's in your schoolbag?
 4. I have an English book and two storybooks.
 II. 3 4 1 2
 III. 1. B 2. C 3. A



Part A Let's learn

- I. 1. Chinese book 2. maths book
3. English book 4. storybook
II. 1. √ 2. × 3. × 4. √
III. schoolbag English book maths book
Chinese book storybook

Part A Let's spell

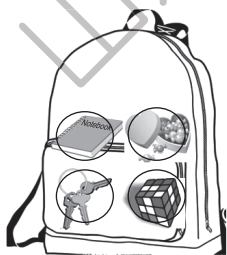
- I. 1. i-e 2. i 3. i-e 4. i
II. five: 3, 5, 6
big: 1, 4
face: 2, 8
bag: 7
III. 1. kite 2. five 3. rice 4. nine

Part B Let's talk

- I. 1. A 2. A 3. B 4. B
II. B D C A E
III. 1. schoolbag English book notebooks
2. black and white
3. computer

Part B Let's learn

I.



II.


| | | | | | |
|-------|---|---|---|---|---|
| | | | | | |
| John | | | √ | √ | √ |
| Amy | | | | √ | √ |
| Mike | | √ | | | |
| Sarah | √ | | | | |

- III. storybook keys toys candies

Part B Read and write

- I. C A D E B
II. 1. A 2. B 3. B 4. A 5. B
III. English book storybooks keys notebook

主情景图



- II. B E C D A

III.

| Books | Stationary | Else |
|--------------|------------|---------|
| maths book | pen | clothes |
| English book | pencil | candies |
| Chinese book | eraser | toys |
| storybook | notebook | |

Unit 3 My friends

Part A Let's talk

- I. 5 1 4 2 3
II. 1. A 2. A 3. B 4. A
III. C D A B

Part A Let's learn

- I. friend boy strong cute friendly
II. boy short fat tall thin
III. 1. F 2. F 3. T 4. F 5. T

Part A Let's spell

- I. 1. × 2. × 3. √ 4. √ 5. √
II. 1. A 2. D 3. D 4. A 5. C



III. Jones Coke note nose toes

Part B Let's talk

I.

| Name | tall and thin | strong | blue glasses | big eyes | short hair |
|-----------|---------------|--------|--------------|----------|------------|
| Wu Binbin | ✓ | | ✓ | | |
| Mike | | ✓ | | ✓ | ✓ |

II. 1. A 2. A 3. B 4. B 5. B

III. 2 4 3 1 6 7 5

Part B Let's learn

I. 2 3 1 4

II. 1. B 2. A 3. A 4. A 5. B

III. A C D E G 图略

Part B Read and write

I. 1. E 2. A 3. D 4. B 5. C

II. cute quiet tall big long

III. 1. T 2. T 3. F 4. F

主情景图

I. short big long orange

II. 1. A 2. B

III. 1. B 2. B 3. C

IV. 略

期中检测

听力部分

I. 1. B 2. B 3. A 4. B

II. 1. B 2. A 3. B 4. A

III. 1. B 2. B 3. B 4. A 5. B

IV. 1. Ben 2. James 3. Kate 4. Ann

V. schoolbag What black and white

What's English

笔试部分

VI. 1. box 2. cat 3. nice 4. cake

VII. 1. C 2. B 3. D 4. A

VIII.

| Name | Shape | Colour | What |
|----------|-------|-----------------|-------------------------------|
| John | cat | blue and white | a story book and some pencils |
| Chen Jie | panda | black and white | a pencil box and three pens |
| Sarah | dog | yellow | some pens and a storybook |

IX. 1. Fred is my friend. He's tall and quiet.

He has glasses.

2. Ben is friendly and small. He has a blue bag.

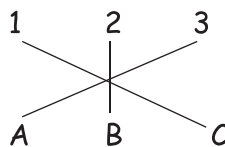
Unit 4 My home

Part A Let's talk

I.

| Where Name | Living room | Study | Kitchen |
|---------------|-------------|-------|---------|
| Wu Binbin | ✓ | | |
| Chen Jie | | ✓ | |
| John | | | ✓ |

II.



III. 5 2 4 1 3

Part A Let's learn

I. 2 3 1 4 5

II. 1. × 2. ✓ 3. ✓ 4. ×

III. bathroom bedroom study living room kitchen

听力原文

Unit 1 My classroom

Part A Let's talk

I . Listen and match.

- Hi, Sarah. Where is your picture?
—It's near the window.
- Hello, Wu Binbin. Where is your picture?
—Look! It's on my chair.
- Good morning, Chen Jie. Where is your picture?
—It's on the desk.

II . Listen and choose.

- What's in the classroom?
- Where is it?
- It's near the window.

Part A Let's learn

I . Listen and number.

- blackboard
- door
- picture
- window
- light

II . Listen and choose.

- Open the door.
- Close the window.
- Turn on the light.
- Clean the blackboard.
- Put up the picture.

Part B Let's talk

I . Listen and fill in the blanks.

- Let's clean the classroom.
- Let me clean the windows.
- Let's clean the door.



4. Let me help you.
5. Let's clean the teacher's desk.

II . Listen and choose.

1. What's in the classroom?
2. Where is it?
3. Let's clean the classroom.
4. Let me help you.

Part B Let's learn

I . Listen and number.

1. Let me clean the teacher's desk.
2. Look! My computer is on the desk.
3. The fan is blue.
4. The desks are green.
5. Let's clean the floor.

II . Listen and choose.

1. fan 2. teacher's desk 3. computer 4. wall 5. light

主情景图

I . Listen and choose.

1. Hey, Zhang Peng. We have a new classroom.
2. Let's clean the desks and chairs.
3. —Excuse me. —Oh, sorry.
4. Let me clean the windows.

Unit 2 My schoolbag

Part A Let's talk

I . Listen and tick.

1. I have a new schoolbag.
2. —What colour is it?
—It's black and white.
3. —What's in your schoolbag?
—I have two toys.
4. —What's in your schoolbag?
—I have an English book and two storybooks.



II. Listen and number.

1. A: What's in your schoolbag?
B: An English book and a storybook.
2. A: My bag is so heavy.
B: Let me help you.
A: Thank you.
3. A: What's in your hand?
B: Guess.
A: A pen?
B: No, it's an eraser.
4. A: I have a new schoolbag.
B: Wow! It's a panda.

Part A Let's learn

I. Listen and circle.

1. I have a Chinese book in my schoolbag.
2. My maths book is new.
3. Where is my English book?
4. I like this storybook.

II. Listen and judge.

1. Put your Chinese book in your desk.
2. Put your pencil box under your English book.
3. Put your maths book on your schoolbag.
4. Put your eraser near your pencil box.

Part B Let's talk

I. Listen and choose.

1. What colour is it?
2. What's in your schoolbag?
3. What's in the classroom?
4. Where is it?

II. Listen and choose.

- Zhang Peng: Excuse me. I lost my schoolbag.
Miss White: What colour is it?
Zhang Peng: It's blue and white.
Miss White: OK. What's in it?
Zhang Peng: An English book, two toys and a notebook.



Miss White: Here it is!

Zhang Peng: Thank you so much!

Part B Let's learn

I . Listen and circle.

—What's in your schoolbag?

—I have three keys, some candies, a toy and a notebook.

II . Listen and choose.

(Zhang Peng is talking with his friends after lunch at school.)

Zhang Peng: John, what's in your desk?

John: I have my keys, my notebook and a storybook.

Zhang Peng: What about you, Amy?

Amy: I have a notebook and a storybook.

Zhang Peng: I can see some toys in Mike's desk. Haha...

Sarah: I have some candies. Let's share.

主情景图

I . Listen and circle.

Amy: Hi, Sarah. You look sad.

Sarah: Oh. I lost my notebook.

Amy: What colour is it?

Sarah: It's black. I like it very much.

Amy: Is it big?

Sarah: No, it isn't. My English homework is in it.

Unit 3 My friends

Part A Let's talk

I . Listen and number.

Sarah: I have a new friend.

Amy: Really? A Chinese friend?

Sarah: No, he isn't.

Amy: What's his name?

Sarah: His name is Tim. Look! He's tall and thin.

II . Listen and choose.

1. I have a new friend.



2. What's her name?
3. What's his name?
4. Look! He's tall and strong.

Part A Let's learn

I . Listen and circle.

1. I have a new friend.
2. She is friendly.
3. He is a good boy.
4. He's strong.
5. She is a cute girl.

II . Listen, choose and write.

I'm Mike. This is my brother, Tom. He is a boy. He is short and fat. This is my mother, Alice. She is tall and thin.

Part B Let's talk

I . Listen and tick.

1. I have a new friend. His name is Wu Binbin. He is tall and thin. He has blue glasses.
2. Mike is my new friend. He is strong. He has big eyes and short hair.

II . Listen and choose.

1. What's her name?
2. Look! He is tall and strong.
3. Is she Amy?
4. Who is he?
5. A boy or girl?

Part B Let's learn

I . Listen and number.

1. My friend John has a blue bag.
2. She has big eyes and long yellow hair. Her name is Lily.
3. It's Bob. He has black glasses.
4. Amy has a big mouth and red hair.

II . Listen and choose.

1. Who's she?
2. Is he Wu Binbin?
3. What colour are your shoes?



4. A boy or girl?
5. What's his name?

主情景图

I . Listen, choose and write.

A: She's short and thin. She has two big eyes. She's cute.

B: What's her name? She's short and she has long hair. She has an orange schoolbag.

C: It's me, Sarah.

II . Listen again and choose.

A: She's short and thin. She has two big eyes. She's cute.

B: What's her name? She's short and she has long hair. She has an orange schoolbag.

C: It's me, Sarah.

期中检测

I . Listen and choose.

1. My picture is on the desk.
2. I have a good friend. She's thin and short.
3. I have three keys in my desk.
4. He has blue glasses and his shoes are black.

II . Listen and tick.

1. —Let me clean the window.
—OK! Let me help you!
2. —I have a friend. She has long hair.
—I know. She's my sister.
3. Look at the dog. It has two long ears. It's cute.
4. —Hi, Mike, I have a new notebook.
—Oh! It's nice. I like it.

III . Listen and choose.

1. Where is my notebook?
2. What's in the classroom?
3. What's her name?
4. Who's he?
5. What colour is your schoolbag?

IV . Listen and number.

1. —My friend has blue glasses. Who's he?
—He's Ben. Look! He's near the window.



2. —I have a good friend. He has a big green bag. What's his name?
—I know. He's James. He's my good friend, too.
3. —She's tall. She's friendly and quiet. She has a red hat. Do you know her name?
—She's Kate.
4. —Guess! She's strong and she has two big eyes. She has long hair. What's her name?
—She's Ann.

V. Listen and finish the dialogue.

Amy: Hi! Chen Jie, I have a new schoolbag.

Chen Jie: Really? What colour is it? May I have a look?

Amy: It is black and white. Look!

Chen Jie: Wow! It is a panda! How nice!

Amy: It's a fat panda!

Chen Jie: What's in your schoolbag?

Amy: I have an English book, a Chinese book and two storybooks.

Unit 4 My home

Part A Let's talk

I. Listen and tick.

1. —Where is Wu Binbin? —He is in the living room.
2. —Where is Chen Jie? —She is in the study.
3. —Where is John? —He's in the kitchen.

II. Listen and match.

1. —Is Sarah in the living room? —Yes, she is.
2. —Is he in the kitchen? —No, he isn't. He is in the bedroom.
3. —Is your mother in the study? —Yes, she is.

Part A Let's learn

I. Listen and number.

1. Go to the kitchen. Have a snack.
2. Go to the living room. Watch TV.
3. —Where's Amy? Is she in the bedroom? —Yes, she is.
4. She is in the bathroom.
5. This is the study.

II. Listen and judge.

1. —Where is Sarah? —She is in the kitchen.
2. —Is John in the bathroom? —No, he isn't.